



INSTRUCTIONS  
FOR THE  
ADMINISTRATION OF  
▼ **Mounjaro**<sup>®</sup>  
**KwikPen**<sup>®</sup>  
(tirzepatide)



LillyPlus<sup>™</sup>

Device usage information material. Consult your healthcare professional if you have any questions regarding the content.



▼ This medication is subject to additional monitoring; reporting of suspected adverse reactions associated with this medication is a priority.

**Reference:** Mounjaro<sup>®</sup> KwikPen<sup>®</sup> (tirzepatide) product information. Available at: [https://www.ema.europa.eu/en/documents/product-information/mounjaro-epar-product-information\\_en.pdf](https://www.ema.europa.eu/en/documents/product-information/mounjaro-epar-product-information_en.pdf).

# What is Mounjaro® KwikPen® (tirzepatide) and what is it used for?

Mounjaro® KwikPen® (tirzepatide) contains an active substance called tirzepatide and is used to treat adults with type 2 diabetes mellitus and to treat adults who are obese or overweight (with a BMI of at least 27 kg/m<sup>2</sup>) and weight-related health problems.

## Mounjaro® KwikPen® (tirzepatide) comes in a pre-filled pen called a KwikPen®

- Each KwikPen® pen contains 2.4 mL of injectable solution (4 doses of 0.6 mL) and excess for priming, for 4 weeks of treatment.



## How is Mounjaro® KwikPen® (tirzepatide) used?

- Mounjaro® KwikPen® (tirzepatide) is injected under the skin (subcutaneous injection).
- You must administer the medication on the same day each week.
- You can do it at any time of day, with or without food.
- Follow the instructions for administering this medication as indicated by your medical team.

**BMI:** Body mass index.

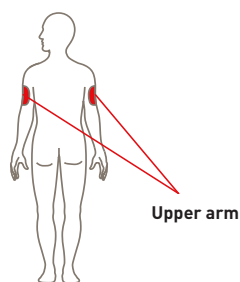
**Reference:** Mounjaro® KwikPen® (tirzepatide) package leaflet. Available at: [https://ec.europa.eu/health/documents/community-register/2024/20240419162204/anx\\_162204\\_en.pdf](https://ec.europa.eu/health/documents/community-register/2024/20240419162204/anx_162204_en.pdf).

Device usage information material. Consult your healthcare professional if you have any questions regarding the content.

## Some tips you can follow:

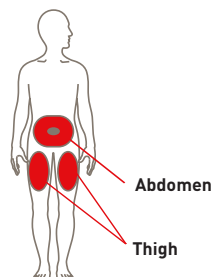
- To help you remember when to use **Mounjaro® KwikPen® (tirzepatide)**, you can mark it on your calendar.
- If necessary, you can change the day of your weekly **Mounjaro® KwikPen® (tirzepatide) injection**, as long as at least 3 days have passed since your last injection. After selecting a new dosing day, continue dosing once a week on that new day.

- You can administer **Mounjaro® KwikPen® (tirzepatide)** to yourself in your stomach area (abdomen) at least 5 cm from your belly button, or in your upper leg (thigh), or in your upper arm.



- You may need help from another person to inject yourself in your upper arm.

- If you want, you can inject yourself in the same area of your body every week. In this case, be sure to choose different injection sites within the same area.

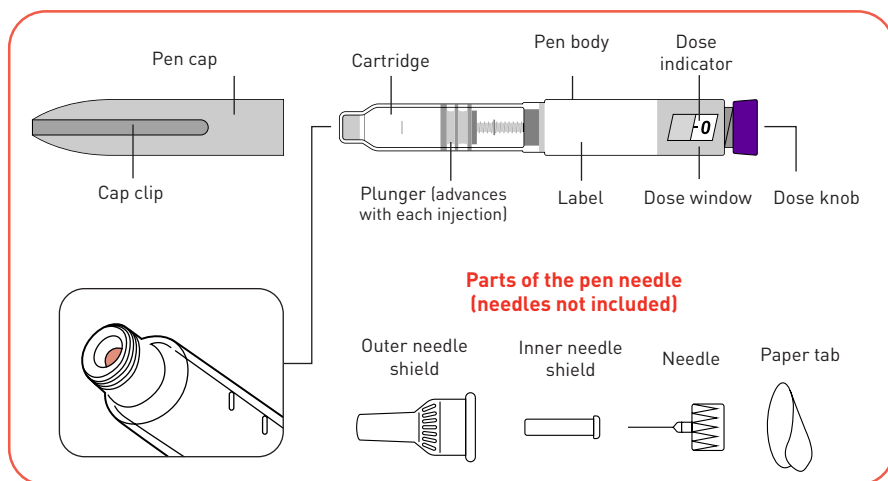


- If you also inject insulin, choose a different injection site for that administration.

**References:** Mounjaro® KwikPen® (tirzepatide) package leaflet. Available at: [https://ec.europa.eu/health/documents/community-register/2024/20240419162204/anx\\_162204\\_en.pdf](https://ec.europa.eu/health/documents/community-register/2024/20240419162204/anx_162204_en.pdf).

Device usage information material. Consult your healthcare professional if you have any questions regarding the content.

# Parts of the subcutaneous administration pen



## Materials needed for injection:



Pre-filled pen: Mounjaro® KwikPen® (tirzepatide).



KwikPen® compatible needle (If you don't know which pen needle to use, talk to your healthcare professional.)



Cotton.



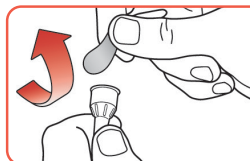
Sharps container or a hard plastic container with a safety lock.

**References:** Mounjaro® KwikPen® (tirzepatide) instructions. Available at: [https://ec.europa.eu/health/documents/community-register/2024/20240419162204/anx\\_162204\\_en.pdf](https://ec.europa.eu/health/documents/community-register/2024/20240419162204/anx_162204_en.pdf).

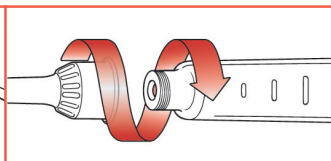
Device usage information material. Consult your healthcare professional if you have any questions regarding the content.

# How do you inject the Mounjaro® KwikPen® (tirzepatide) pen?

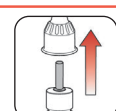
## Step 1: Prepare your pen



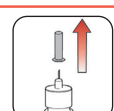
Select a new pen needle. Always use a new needle for each injection.



Push the capped needle straight onto the pen and twist until tight.




Outer needle shield




Inner needle shield

Remove the outer needle shield. Don't throw it away. Remove the inner shield and discard it.

## Step 2: Prime your pen **You must prime your pen before each injection**



To prime your pen, turn the dose knob until you hear **2 clicks** and the elongated line is displayed  in the dose window.




Hold the pen with the needle pointing up. Tap the cartridge holder gently to push air bubbles upwards.



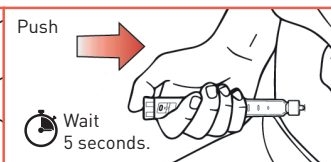
Push the dose knob all the way in and until "0" appears in the dose window, then hold the dose knob down and slowly count to 5.

## Step 3: Injection of the dose

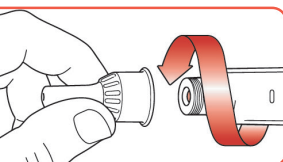


Turn the dose knob until it stops and the **1** icon is displayed in the dose window.

The **1** icon is equivalent to a full dose.



Inject the medication by **pushing the dose knob inwards** until it stops, and then **slowly count to 5 while holding the dose knob down**. The **0** icon must appear in the dose window before you remove the needle.



Carefully replace the outer needle shield. Unscrew the capped needle and place it in a sharps container.

**References:** Mounjaro® KwikPen® (tirzepatide) instructions. Available at: [https://ec.europa.eu/health/documents/community-register/2024/20240419162204/anx\\_162204\\_en.pdf](https://ec.europa.eu/health/documents/community-register/2024/20240419162204/anx_162204_en.pdf).

Device usage information material. Consult your healthcare professional if you have any questions regarding the content.

# Storage of Mounjaro® KwikPen® (tirzepatide) pens:

## Unused pens:



Keep them in the refrigerator, between 2 °C and 8 °C.



Unused pens can be used until the expiry date printed on the label if they have been stored in the refrigerator.



DO NOT freeze the pen. Discard it if it has frozen.

## Used pens:



You can store your used pen at room temperature below 30 °C after injection.



Keep pens and needles out of the sight and reach of children.



Discard the pen 30 days after first use, as the medication may no longer work effectively after this time.



**Discard the pen after receiving 4 weekly doses. It is normal for some liquid to remain in the pen after administering the four doses with their corresponding primings.**

**References:** Information prepared from data from the Mounjaro® KwikPen® (tirzepatide) product information [https://www.ema.europa.eu/en/documents/product-information/mounjaro-epar-product-information\\_en.pdf](https://www.ema.europa.eu/en/documents/product-information/mounjaro-epar-product-information_en.pdf) and Mounjaro® KwikPen® (tirzepatide) package leaflet [https://cima.aemps.es/cima/dochtml/p/1221685051/P\\_1221685051.html](https://cima.aemps.es/cima/dochtml/p/1221685051/P_1221685051.html).

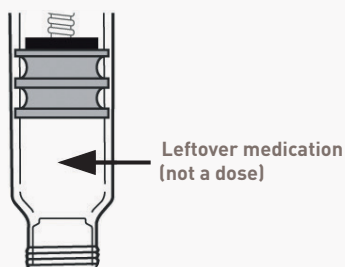
Device usage information material. Consult your healthcare professional if you have any questions regarding the content.

### Leftover medication:



After finishing the fourth injection, you will see some medication left over, which is normal. This leftover medication ensures the pen works properly.

- Discard the pen.
- Even if there is still medication in the pen, do not try to inject the leftover medication. If you try to inject the leftover medication, you may receive an incomplete dose.



## Additional information:

- Do not use this medication after the expiry date shown on the label and packaging.
- Store in the original container to protect from light.
- Do not use this medication if you notice that the pen is damaged or the medication is cloudy, colored, or contains particles.



**References:** Mounjaro® KwikPen® (tirzepatide) package leaflet. Available at: [https://ec.europa.eu/health/documents/community-register/2024/20240419162204/anx\\_162204\\_en.pdf](https://ec.europa.eu/health/documents/community-register/2024/20240419162204/anx_162204_en.pdf).

Device usage information material. Consult your healthcare professional if you have any questions regarding the content.



Now  
you are now ready to  
start your treatment with  
**Mounjaro<sup>®</sup>**  
**KwikPen<sup>®</sup>**  
(tirzepatide)



Where you can find more  
information:



Scan this QR code to access an educational guide to help you  
manage your treatment.

Consult your medical team.

Remember to read the package leaflet and follow the instructions  
for use of this medication.



**LillyPlus<sup>™</sup>**

PP-0B-ES-0626

**Reference:** Mounjaro<sup>®</sup> KwikPen<sup>®</sup> (tirzepatide) product information. Available at: [https://www.ema.europa.eu/en/documents/product-information/mounjaro-epar-product-information\\_en.pdf](https://www.ema.europa.eu/en/documents/product-information/mounjaro-epar-product-information_en.pdf).

Device usage information material. Consult your healthcare professional if you have any questions regarding the content.